

Symbols and dingbats

Note: Although every effort was taken to get a complete and accurate table, the author can not be held responsible for any errors. Various sources had to be consulted and MIF had to be examined to get as much information as possible.

This table contains 217 lines, hence all codes in a Windows character set are covered.

Place symbols into text

To get a symbol or dingbat, such as ☺ or 🍷 into text):

- 1 Use your keyboard to enter the base character (À or à).
- 2 If not available on the keyboard, use the CTRL-q sequence (CTRL-q K) or the ESC sequence (esc ' a)
- 3 Apply the font property by character format (symbol) or font (Webdings).

Warning: If you first define the font and then enter a character, you get different results, which are not correct (in this case the internal code table is bypassed).

Place symbol into dialog box

To get a symbol or dingbat, such as ☺ or 🍷 into text):

- 1 Use your keyboard to enter the base character (À or à).
- 2 If not available on the keyboard, use the code notation (\xcb or \x88)
- 3 Define the special font by a character format.

Standard chars			T1 fonts		TT fonts		
char	Ctrl+q or esc	\x (hex)	Symbol	Dingbats		Wing dings	Web dings
À		41	A	☼		☺	🏠
a		61	α	☼		☾	✓
À	K	cb	☺	②		☼	📱
à	esc ' a	88		☺		⑧	🏎️
Á	g	e7		☺		←	📁
á	esc ' a	87		☺		⑦	🍷
Â	e	e5	Σ	☺		↙	🍸
â	esc ^ a	89		☺		⑨	👤
Ã	L	cc	⊂	③		☼	📁
ã	esc ~ a	8b)		⑩	🏎️
Ä	esc : A	80		(⑩	👤
ä	esc : a	8a		{		⑩	🏎️
Å	esc * A	81)		①	👤
å	esc * a	8c		☼		☺	🏍️
Æ	.	ae	→	☼		☾	👤
æ	>	be	—	②		☼	📱
b		62	β	☼		☺	🚲
B		42	B	✚		☺	🏠

Standard chars			T1 fonts		TT fonts		
char	Ctrl+q or esc	\x (hex)	Symbol	Dingbats		Wing dings	Web dings
Ç		43	X	✦		👍	🏙️
ç		63	χ	✳️		♈️	🏠
Ç	esc, C	82		⌋		②	👤
ç	esc, c	8d		⌋		②	👉
D		44	Δ	♣️		👍	🏠
d		64	δ	❄️		♊️	🛡️
Ð	C	c3	ð	④		👉	👉
ð	2	b2	”	⑦		✨	🎧
E		45	E	✦		👉	🏠
e		65	ε	❄️		♈️	📦
É	i	e9	┌			⬆️	♿️
è	esc' e	8f				④	📊
É	esc' E	83)		③	👤
é	esc' e	8e)		③	🚗
Ê	f	e6	(➡️		↙️	🌅
ê	esc ^ e	90				⑤	🗄️
Ë	h	e8	(➡️		➡️	Ⓟ
ë	esc : e	91				⑥	💰
F		46	Φ	◆		👉	🏭
f		66	φ	❄️		↗️	🚗
G		47	Γ	✨		👉	🏛️
g		67	γ	✳️		👉	🏠
H		48	H	★		👉	🏠

Standard chars			T1 fonts		TT fonts		
char	Ctrl+q or esc	\x (hex)	Symbol	Dingbats		Wing dings	Web dings
h		68	η	✱		⚡	🚚
l		49	I	☆		✋	🏠
i		69	ι	✱		♋	📍
ì	m	ed	}			⬅	⚡
ï	esc ´ i	93				⑧	📄
í	j	ea				⬇	⚠
í	esc ´ i	92				⑦	🏷
î	k	eb	L			↖	📌
î	esc ^ i	94				⑨	👥
ï	l	ec	┌			↗	🎓
ï	esc : i	95				⑩	🔪
J		4a	ϑ	⊛		😊	🌴
j		6a	φ	✱		℘	✈
K		4b	K	☆		😐	🏠
k		6b	κ	✱		&	🌿
L		4c	Λ	☆		😞	🔍
l		6c	λ	●		●	🌟
M		4d	M	☆		💣	🏔
m		6d	μ	○		○	💡
N		4e	N	☆		☠	👁
n		6e	v	■		■	●
Ñ	esc ~ N	84		◁		④	👣
ñ	esc ~ n	96				∞	👄

Standard chars			T1 fonts		TT fonts		
char	Ctrl+q or esc	\x (hex)	Symbol	Dingbats		Wing dings	Web dings
O		4f	⒪	★		🚩	👂
o		6f	⓪	◻		◻	🚗
Ò	q	f1	>			⬆	✈
ò	esc ' 0	98				☞	★
Ó	n	ee	⌋			⬇	⌌
ó	esc ' 0	97				☞	🗣
Ô	o	ef				⬆	≡
ô	esc ^ 0	99				☞	✉
Õ	M	cd	∩	④		☞	📁
õ	esc ~ 0	9b				🎵	📄
Ö	esc : 0	9a				☞	📄
ö	esc : 0	85)		⑤	👽
Œ	N	ce	€	⑤		☞	🏠
œ	O	cf	€	⑥		☞	🔒
Ø	/	af	↓	④		✳	🎵
ø	?	bf	↵	⑩		🕒	🖨
P		50	Π	★		🔞	🌲
p		70	π	◻		◻	🚗
Q		52	⊖	*		✈	🌲
q		71	θ	◻		◻	🔄
R		52	P	*		☀	🏠
r		72	ρ	◻		◻	✕
S		53	Σ	*		💧	🏠

Note

The tilde character on the Swiss keyboard can not be used (dead key).

Straight single quote

To get the straight single quote “Smart Quotes” must be switched off in **Format > Document > Text Options...**

CTRL-q, CTRL-' is not possible (at least not on a Swiss keyboard).

Standard chars			T1 fonts		TT fonts		
char	Ctrl+q or esc	\x (hex)	Symbol	Dingbats		Wing dings	Web dings
S		73	σ	▲		◆	?
'							
ß	single quote	a7	♣	☹		■	📖
Š	3	b3	≥	⑧		✧	📀
š	p	f0	□			➡	⋮
P	W	d7	.	↕		📐	☁
p	J	ca	∩	①		👉	🖨
T		53	T	✳		❄	🚢
t		74	τ	▼		◆	🚧
U		55	Y	✳		✚	📢
u		75	υ	◆		◆	📡
Ù	t	f4				↕	🐟
ù	esc ' u	9d				🎵	📄
Ú	r	f2	∫			↓	👉
ú	esc ' u	9c				🎵	📄
Û	s	f3	ƒ			↔	👉
û	esc ^ u	9e				.	📄
Ü	esc : U	86		◀		⑥	👉
ü	esc : u	9f				•	📄
V		56	ς	✳		✚	📢
v		76	Ϝ	❖		❖	🚗
W		57	Ω	✳		⊕	📢
w		77	ω	◐		◆	🎵






































































Standard chars			T1 fonts		TT fonts		
char	Ctrl+q or esc	\x (hex)	Symbol	Dingbats		Wing dings	Web dings
X		58	☒	✳		☒	🔊
X		78	ξ			☒	🚫
Y		59	Ψ	✳		✳	♥
y		79	ψ	▬		☒	⊖
Ý	E	c5	⊕	⑥		↩	📞
ý	F	c6	∅	⑦		↪	📞
ÿ	Y	d9	^	➔		➔	☁
ÿ	X	d8	¬	➔		➔	☁
Z		5a	Z	✳		☾	🦋
Z		7a	ζ	■		☿	🚫
Ž	z	fa				□	🖋
ž	~	fe	J			☑	🌐
0		30	0	✎		📁	—
1		31	1	🔗		📁	□
2		32	2	🔗		📄	📄
3		33	3	✓		📄	◀
4		34	4	✓		📄	▶
5		35	5	✕		📄	▲
6		36	6	✕		🕒	▼
7		37	7	✕		🖨	◀◀
8		38	8	✕		🖱	▶▶
9		39	9	+		👁	◀◀
!		21	!	✂		✎	🕷
"	esc "	22	∇	✂		✂	🕸

Straight double quote

To get the straight double quote “Smart Quotes” must be switched off in **Format > Document > Text Options...** or use ESC "

Straight single quote

To get the straight single quote “Smart Quotes” must be switched off in **Format > Document > Text Options...** or use CTRL-'

Standard chars			T1 fonts		TT fonts		
char	Ctrl+q or esc	\x (hex)	Symbol	Dingbats		Wing dings	Web dings
#		23	#				
\$		24	≡				
%		25	%				
&		26	&				
'	ctrl+ single quote	27 \q	Ǝ				
(28	(			
)		29)				
*		2a	*				
+		2b	+				
,		2c	,				
-		2d	-				
.		2e	.				
/		2f	/				
:		3a	:				
;		3b	;				
<		3c	<				
=		3d	=				
>		3e	>				
?		3f	?				
@		40	≅				
[5b	[			
\		5c \	∴				
]		5d]				

Grave

On a Swiss keyboard this ASCII symbol (^) can not be produced. This dead key is used for accents and creates (with accent on blank) another glyph (') - even if Smart Quotes is off.

Vertical bar

On a Swiss keyboard the key | (7) must be used!

Example















To get an Aleph symbol (ℵ) into the text, enter CTRL+q, @ (two key strokes) and apply to the appearing ¿ a character format which provides the Symbol font.

Standard chars			T1 fonts		TT fonts		
char	Ctrl+q or esc	\x (hex)	Symbol	Dingbats		Wing dings	Web dings
^		5e	⊥	♣		♃	💬
—		5f	—	♣		♄	💬
grave		60 \Q	—	♣		♅	🔄
{		7b	{	♣		♆	💥
		7c		♣		♇	—
}		7d	}	♣		♈	💥
~		7e	~	♣		♉	⚡
· a		e1	<	➡		⬆	🌡
i A		c1	§	②		🕒	📞
¿ @		c0	ℵ	①		🕒	📄
£ #		a3	≤	♥		⦿	☒
¥ 4		b4	×	⑨		⬇	🎬
f D		c4	⊗	⑤		↩	🎮
¢ "		a2	'	♥		⦿	🏠
ª [db	↔	➡		⬅	☔
® (a8	♦	♣		◻	📖
©)		a9	♥	♦		♠	🔑
™ *		aa	♠	♥		♣	📄
¼ 9		b9	≠	④		🕒	📺
½ :		ba	≡	⑤		🕒	📻
¾ =		bd		⑧		🕒	📺
ª ;		bb	≈	⑥		🕒	📺
º <		bc	...	⑦		🕒	⚡

Standard chars			T1 fonts		TT fonts		
char	Ctrl+q or esc	\x (hex)	Symbol	Dingbats		Wing dings	Web dings
±	1	b1	±	⑥		⊕	📞
×	0	b0	°	⑤		⊞	🏢
÷	V	d6	√	↔		⊠	🔧
/	Z	da	∨	➔		▼	☁
μ	5	b5	∞	⑩		★	📷
¶	&	a6	f	💍		◯	📅
§	\$	a4	/	♥		◎	📄
†	blank	a0 \d				·	👤
¬	B	c2	℞	③		🕒	🏠
‰	d	e4	™	➤		➤	🍴
1	6	b6	∂	①		☆	📶
2	7	b7	•	②		🕒	🎬
3	8	b8	÷	③		🕒	🎬
	-	ad	↑	②		★	🖼️
°	!	a1	℥	🎵		◯	🕒
•	%	a5	∞	🔑		◎	📅
-	P	d0	∠	⑦		⊗	🔧
—	Q	d1	∇	⑧		⊗	🔑
...	I	c9	∩	⑩		➤	📞
-	X	f8)			➤	🔪
^	V	f6)			➤	🐱
~	W	f7				➤	🔪
'	+	ab	↔	♠		★	📦
"	,	ac	←	①		★	🏠

Broken vertical bar

On a Swiss keyboard the key | (1) must be used!

Standard chars			T1 fonts		TT fonts		
char	Ctrl+q or esc	\x (hex)	Symbol	Dingbats		Wing dings	Web dings
°	{	fb	┘			✕	
”	}	fd &	┘			☒	
“	R	d2	®	⑨		✂	
”	S	d3	©	⑩		✂	
‘	T	d4	™	➔		✂	
’	U	d5	∏	➔		☒	
„	C	e3	©	➤		➤	
,	b	e2	®	➤		↵	
‡	acc. grave a)	e0 \D	◇	➤		➤	
¸	^{b)}	fc	┘			✓	
<	\	dc	⇐	➔		↶	
>]]	dd	⇑	➔		↶	
«	G	c7	∩	⑧		↶	
»	H	c8	∪	⑨		↶	

Example

To enter the ✓ symbol in text, type the | character and apply a character format which defines the font **Wingdings**

To get a list ‘numbered’ with the ✓ symbol, enter the sequence \x fc into the numbering field and apply a character format which defines the font **Wingdings**.

a See Grave on page A-12
 b See Vertical bar on page A-12

Internal code table

The small character (sequences) below a row indicate the reference characters needed in ESC sequence or the CTRL-q sequence (see note).

	00	01	02	03	04	05	06	07	08	09	0a	0b	0c	0d	0e	0f	
20	blank	!	"	#	\$	%	&	'	()	*	+	,	-	.	/	
30	0	1	2	3	4	5	6	7	8	9	:	;	<	=	>	?	
40	@	A	B	C	D	E	F	G	H	I	J	K	L	M	N	O	
50	P	Q	R	S	T	U	V	W	X	Y	Z	[\]	^	_	
60	`	a	b	c	d	e	f	g	h	i	j	k	l	m	n	o	
70	p	q	r	s	t	u	v	w	x	y	z	{		}	~	DEL	
80	Ä	Å	Ç	É	Ñ	Ö	Ü	á	à	â	ä	ã	å	ç	é	è	
	:A	*A	,C	'E	~N	:O	:U	'a	'a	^a	:a	~a	*a	,c	'e	'e	
90	ê	ë	í	ì	î	ï	ñ	ó	ò	ô	ö	õ	ú	ù	û	ü	
	^e	:e	'i	'i	^i	:i	~n	'o	'o	^o	:o	~o	'u	'u	^u	:u	
a0	†	°	¢	£	§	•	¶	ß	®	©	™	'	¨	¡	Æ	Ø	
	blank	!	"	#	\$	%	&	'	()	*	+	,	-	.	/	
b0	×	±	ð	š	¥	µ	¹	²	³	¼	½	¾	¸	¸	¾	æ	ø
	0	1	2	3	4	5	6	7	8	9	:	;	<	=	>	?	
c0	¿	¡	¬	Ð	f	Ý	ý	«	»	...	þ	À	Ã	Õ	Œ	œ	
	@	A	B	C	D	E	F	G	H	I	J	K	L	M	N	O	
d0	—	—	“	”	‘	’	÷	Þ	ÿ	ÿ	/	ø	<	>	?	?	
	P	Q	R	S	T	U	V	W	X	Y	Z	[\]	^	undef	
e0	‡	·	,	”	‰	Â	Ê	Á	Ë	È	Í	Î	Ì	Ó	Ô		
	'	a	b	c	d	e	f	g	h	i	j	k	l	m	n	o	
f0	š	Ò	Ú	Û	Ù	?	^	~	-	?	Ž	o	,	”	ž	?	
	p	q	r	s	t	u	v	w	x	y	z	{		}	~	undef	

For characters not directly supported by the keyboard, two input methods are needed:

Escape sequences Characters in rows 80 and 90 are created with `esc` sequences, e.g. to get a Å type ESC, *, A (3 key strokes).

CTRL-q sequence Characters in rows a0 ... f0 are created with CTRL+q, followed by a character from the ASCII code page at a corresponding location ($loc_{ascii} = loc_{fm} - 80_{hex}$); e.g. to get a Þ type CTRL+q, w (2 keys).

Note: Characters CTRL-q v ... } are accents. For example CTRL-q v (^) and ^ are different characters.